

Sussex-Wantage Regional School District 2024-2025 School Calendar

SEPTEMBER								
S	M	T	W	Th	F	S		
						2	Labor Day	
1	2	3	4	5	6	7	3-4	1/2 PD, 1/2 Teacher Prep
8	9	10	11	12	13	14	5	1st day for students
14	16	17	18	19	20	21		
22	23	24	25	26	27	28		
29	30							
							18	Student Days

MARCH								
S	M	T	W	Th	F	S		
						1		
2	3	4	5	6	7	8		
9	10	11	12	13	14	15		
16	17	18	19	20	21	22	21	Early Dismissal, 1/2 PD
23	24	25	26	27	28	29		
30	31						21	Student Days

OCTOBER								
S	M	T	W	Th	F	S		
		1	2	3	4	5		
6	7	8	9	10	11	12		
13	14	15	16	17	18	19	14	Full PD Day
20	21	22	23	24	25	26		
27	28	29	30	31				
							22	Student Days

APRIL								
S	M	T	W	Th	F	S		
		1	2	3	4	5		
6	7	8	9	10	11	12	17	Early Dismissal, 1/2 PD
13	14	15	16	17	18	19	18	Good Friday
20	21	22	23	24	25	26	21-25	Spring Break
27	28	29	30					
							16	Student Days





NOVEMBER								
S	M	T	W	Th	F	S		
					1	2		
3	4	5	6	7	8	9	7-8	NJEA Convention
10	11	12	13	14	15	16	22-26	Teacher Conferences
17	18	19	20	21	22	23	22-27	Early Dismissal
24	25	26	27	28	29	30	28-29	Thanksgiving Break
							17	Student Days

MAY								
S	M	T	W	Th	F	S		
				1	2	3		
4	5	6	7	8	9	10		
11	12	13	14	15	16	17		
18	19	20	21	22	23	24	23	Early Dismissal, 1/2 PD
25	26	27	28	29	30	31	26	Memorial Day
							21	Student Days

DECEMBER								
S	M	T	W	Th	F	S		
1	2	3	4	5	6	7		
8	9	10	11	12	13	14		
14	16	17	18	19	20	21	20	Early Dismissal
22	23	24	25	26	27	28	23-31	Winter Break
29	30	31						
							15	Student Days

JUNE								
S	M	T	W	Th	F	S		
1	2	3	4	5	6	7		
8	9	10	11	12	13*	14	13	Tentative Last Day*
14	16	17	18	19	20	21		*Early Dismissal on actual last day
22	23	24	25	26	27	28		
29	30							
							10	Student Days

JANUARY								
	M	T	W	Th	F	S		
			1	2	3	4	1	New Year's Day
5	6	7	8	9	10	11	2	School Resumes
12	13	14	15	16	17	18		
19	20	21	22	23	24	25	20	MLK, Jr. Day
26	27	28	29	30	31			
							21	Student Days

 Schools closed 180 Student Days / 183 Staff Days
 Early Dismissal
 Early Dismissal/Staff PD
 Full day Professional Day (School closed for students)

Visit www.swregional.org for District news and events

FEBRUARY								
S	M	T	W	Th	F	S		
						1		
2	3	4	5	6	7	8		
9	10	11	12	13	14	15		
16	17	18	19	20	21	22	17	Presidents' Day
23	24	25	26	27	28			
							19	Student Days

There is no allowance for emergency closings. If school is closed for an emergency days will be made up as follows: Days 1-7: added to the end of the school year. Days 8-12: subtracted in reverse order from Spring Break. All employees are advised to schedule vacation plans around these dates to avoid loss of reservation fees.

Board Approved: April 25, 2024